



BCM School  
A Senior Secondary School  
Affiliated to CBSE, New Delhi  
Holidays' Home Work

## CLASS-IV

*The unforgettable experiences  
becomes more lovely and amazing  
during this summer vacations.....  
feeling of lips when come in contact  
with the first spoon of favourite flavor  
ice cream  
Cool breeze touching the sun dried  
skin during summer nights  
Blooming of first ever bud in your  
Newly planted rose  
Awaiting beloved people after an year  
To meet again.*

## **DEAR PARENTS**

**Holidays are time when we can connect with child in many ways .As you are your child's first teacher, you can encourage your child's love for learning by participating in many activities at home. Working together will help your child build confidence, learn to reason and develop skills necessary for his/her education.**

- Play indoor games with your child.**
- Let your child help around house doing small jobs like dusting, cleaning the tables, filling water bottles, watering plants etc.**
- Encourage them to spend time with grandparents.**
- Communication will play pivotal role in grooming the overall personality of the children. Converse with your child preferably in English.**
- The child will be assessed for the neat handwriting, presentation, creativity and submission of the work on time.**
- Parents can be facilitator at home but the work should be done independently by the child in his/her own handwriting.**

# ENGLISH

- **Write three Synonyms of each word on A4 size sheet and frame a sentence with the given main word .**

Eg- **conversation** – talk, chat, chitchat.

Intimate giggle. Magnificent adore

Grumble benevolent Marvel baffle

Surprise Enemy analysis Quarrel

Scenario

- **Make an interesting story of your own choice and write on A 4 size sheet**

**You may include the following:**

- Title of the story
- Character
- Events

\*Message from the story .

- "Calligraphy is a kind of music, not for the ears, but for the eyes."

- **Write 5 pages of calligraphy legibly in a separate single line notebook.**













- Complete the exercises given in Super Assignment 1-(pg 52-59) of BBC Compacta.

# SCIENCE

“A beautiful plant is like having a friend around the house.”



- Make a list of 10 medicinal plants. Paste leaves or pictures of these plants on A-4 size sheets and write their medicinal values.
- The various parts of plants which are used by us as food are- ROOTS, STEMS, LEAVES, FLOWERS, FRUITS AND SEEDS. Write the name of the part of the plant that we eat when we eat the following:

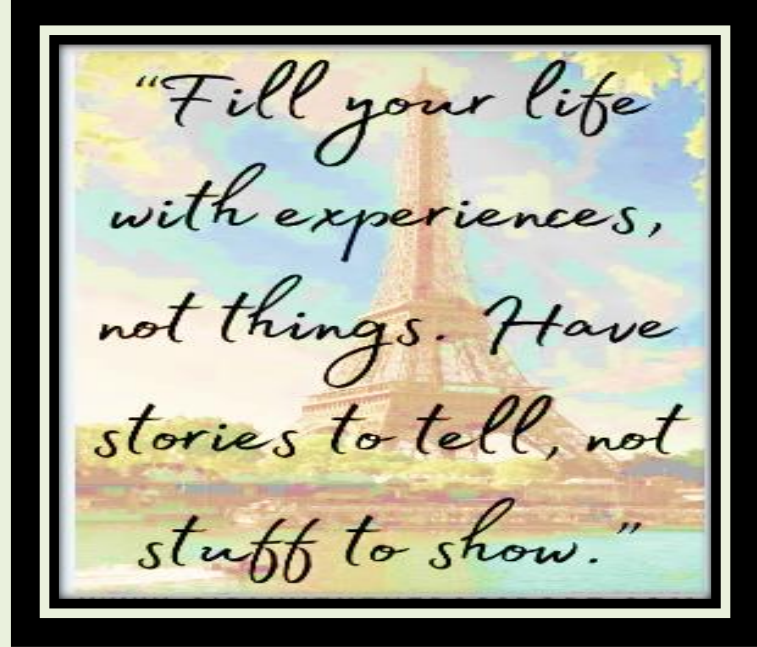
<p>potato</p>  <p>_____</p>	<p>green beans</p>  <p>_____</p>	<p>carrot</p>  <p>_____</p>	<p>tomato</p>  <p>_____</p>
<p>asparagus</p>  <p>_____</p>	<p>spinach</p>  <p>_____</p>	<p>strawberry</p>  <p>_____</p>	<p>broccoli</p>  <p>_____</p>
<p>onion</p>  <p>_____</p>	<p>celery</p>  <p>_____</p>	<p>corn</p>  <p>_____</p>	<p>peas</p>  <p>_____</p>

- Make a model- Parts of a plant or Process of photosynthesis (Any One)

## SOCIAL SCIENCE

**"The world is a book and those who do not travel read only one page." – St Augustine**

- ✚ Visit any place of tourist attraction or a monument near your city.
- ✚ Collect some interesting information about it. (Name of the place, name of the state, importance of that place etc.)
- ✚ Click your photographs and make a beautiful collage



हिंदी

आप ग्रीष्मावकाश में अपने परिवार के साथ कहाँ घूमने गए। वहाँ आपने क्या-क्या देखा तथा क्या-क्या किया इन सब बातों के बारे में अपने मित्र को पत्र लिखें और उस पत्र को स्वयं द्वारा बनाए गए सुंदर लिफाफे (envelope) में डालें।

2. नीचे दिए गए शब्दों के पर्यायवाची लिखें और उनसे संबंधित उपयुक्त चित्र बनाएँ-  
आँख , चाँद, पेड़, तालाब, फूल, पक्षी

उदाहरण स्वरूप-



✚ सुलेख लिखने के नियम

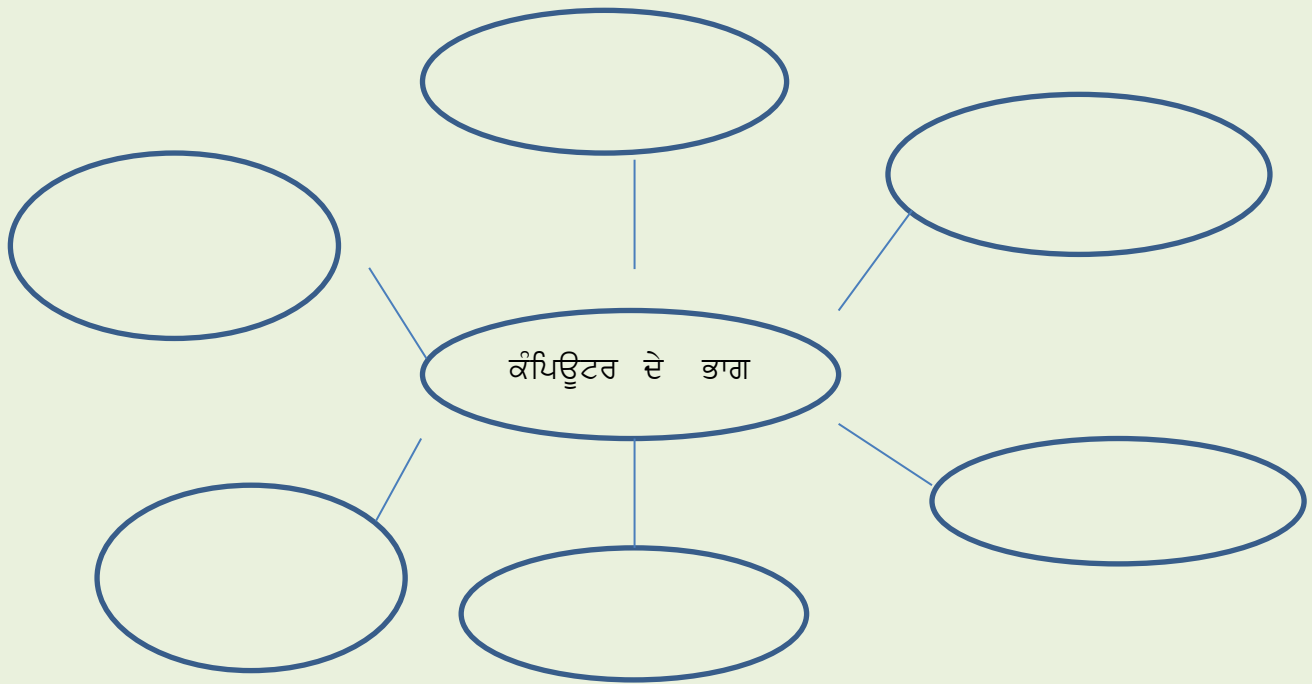
- (१) वर्णों की आकृति शुद्ध एवं मानक हो।
- (२) समान अनुपात अर्थात् वर्ण एक समान हों।
- (३) शब्द के भीतर दो वर्णों एवम् दो शब्दों के बीच की दूरी भी समान हो।
- (४) शिरोरेखा सीधी हो
- (५) काँट-छाँट ना हो ।

3. ऊपर लिखे सुलेख के नियमों का पालन करते हुए पाँच पृष्ठ सुलेख के लिखें।

पंजाबी

1. ਪੰਛੀਆਂ ਦਾ ਕੋਲਾਜ ਬਣਾ ਕੇ ਕਿਸੇ ਇੱਕ ਪੰਛੀ ਤੇ ਕਵਿਤਾ ਲਿਖੋ।
2. ਕਿਤਾਬ ਵਿੱਚੋਂ ਕੋਈ 5 ਪੰਨੇ ਸੁਲੇਖ ਲਿਖੋ।
3. ਕੰਪਿਊਟਰ ਦੇ ਵੱਖ- ਵੱਖ ਭਾਗਾਂ ਦੇ ਚਿੱਤਰ ਬਣਾ ਕੇ ਜਾਂ ਚਿਪਕਾ ਕੇ ਕੰਪਿਊਟਰ ਦੇ ਲਾਭ ਹਾਨੀਆਂ ਲਿਖੋ





**MATHEMATICS**

I) Find the age of each family member and represent the age in Roman Numerals using coloured squares (2 cm x 2 cm) as follows: (Do on A4 size sheet)

- a) Yellow colour for all 'I' squares.
- b) Blue colour for all 'V' squares.
- c) Red colour for all 'X' squares.
- d) Green colour for all 'L' squares.
- e) Brown colour for all 'C' squares.

Sr. No.	Relation	Age ( in Hindu Arabic No.)	Age (in Roman Numerals)
1	Father	42 years	X L I I

- ( II ) Take an old calendar. Cut out any 7-digits from it and paste it on an A-4 size sheet.
- (a) Form the smallest and the greatest 7-digit number.
  - (b) Write the number name of the numbers formed in Indian and International system of numeration.

(III )The speed of some animals are given below:(Do on A4 size sheet)

ANIMAL	SPEED OF ANIMAL
DEER	55 km in 1 hour
ZEBRA	45 km in 1hour
LION	75 km in 1 hour
CHEETAH	100 km in 1 hour
ELEPHANT	15 km in 1hour
GIRAFFE	25 km in 1hour

Fill in the blanks:

- a) The slowest animal is the \_\_\_\_\_.
- b) The fastest animal is the \_\_\_\_\_.
- c) A \_\_\_\_\_ can cover 220 km in 4 hours
- d) A giraffe can travel a distance of \_\_\_\_\_ km in 9 hours.
- e) A zebra reached a water point in 3 hours. An elephant needed to cover a distance of \_\_\_\_\_ km to reach the water point. It took the elephant \_\_\_\_\_ hours to reach.

Learn tables 2 to 20

## INTERDISCIPLINARY PROJECT



Rajasthan which is also known as the “Land of Maharajas” is the largest state of India. Rajasthan is famous for textiles, semi-precious stones and handicrafts, and for its traditional and colourful art. Let’s see how much you know about Rajasthan. Answer the followings in an attractive and impressive way. Do in the scrap book. Paste the pictures to make it more alluring.

✚ Complete the following information:-

- Name of the state:-
- Capital:-
- Chief Minister:-
- Governor:-
- No. of districts:-
- Largest city:-

✚ Locate the state on the political map of India.

- Rajasthan cuisine is influenced by its rich heritage and arid climatic conditions.
- \* Name any three traditional dishes of Rajasthan.
- \* Write about any one dish (the ingredients and spices used in making the dish).
- \* Also mention the health benefits of the spices used.
- Write the population and area of Rajasthan in Indian and International system of numeration.
- How many districts are there in Rajasthan? Find out the districts with maximum and minimum population. Write their population in words (Indian system).
- राजस्थान के किसी एक प्रसिद्ध व्यक्ति का (famous Personality) चित्र लगाते हुए उससे संबंधित दस पंक्तियाँ लिखें।
- राजमघान से विमे ईँव भूमिँय धिडागी सी ढेटे सिपवा वे उमरे घाते लिखे।
- Write ten lines about the Chief Minister of Rajasthan and paste picture also.